


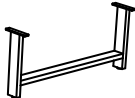


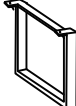









# ASSEMBLY INSTRUCTIONS

**PLANTAGEN®**

Taipei  
Sofasett/Soffa set/Sohvaryhmä/Sofa set



# PARTS LIST

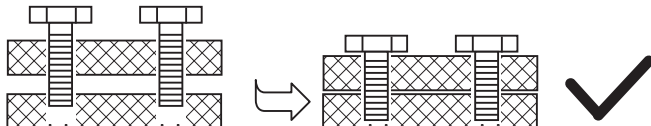
A		4x		G		4x
B		2x		H		1x
C	 m6X20	20x		I		1x
D	 m6X35	4x		J		1x
E		24x		K		4x
F		1x		L		2x
M						2x




READ & SAVE BELOW INSTRUCTIONS BEFORE ASSEMBLY

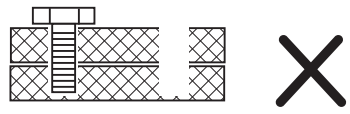
- 1. PLEASE SEPARATE AND IDENTIFY ALL PARTS, MAKING SURE THAT YOU HAVE ALL OF THE PARTS LISTED.
- 2. TO AVOID ANY SCRATCH DURING ASSEMBLY, PLEASE ASSEMBLE ON A SOFT MAT OR SIMILAR.
- 3. PLEASE ASSEMBLE STEP BY STEP AND FOLLOW THE INSTRUCTIONS.
- 4. WASHERS MUST BE USED.
- 5. WHILE EACH SCREW AND NUT IS PROPERLY FASTENED, DO NOT OVER FASTEN IT.
- 6. DO NOT COMPLETELY FASTEN EACH SCREW AND NUT UNTIL ALL THE SCREWS ARE PROPERLY FIXED.

Install all the relevant screws, but do not tighten them completely at the very beginning. Tighten the screws fully one by one.

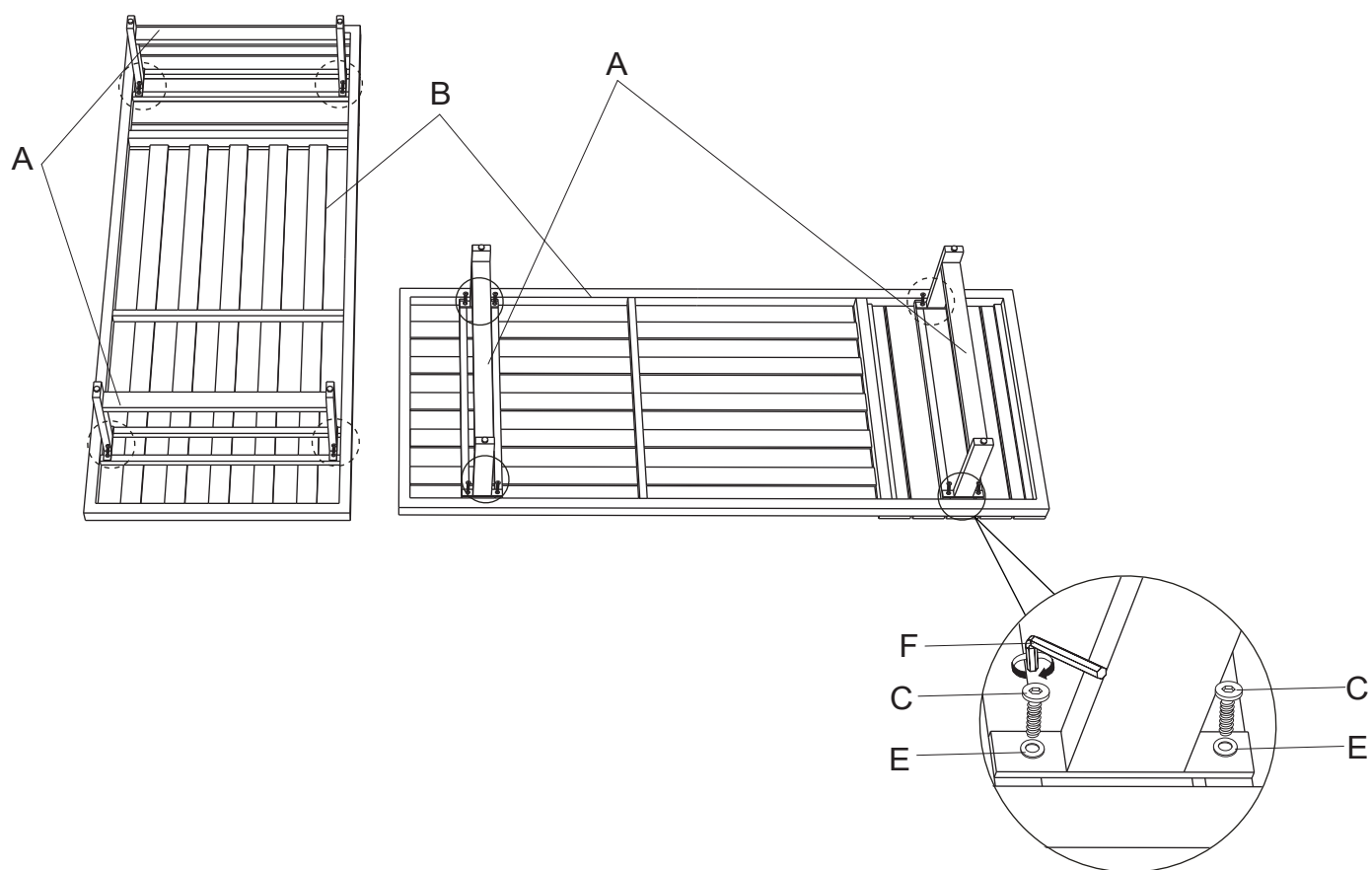




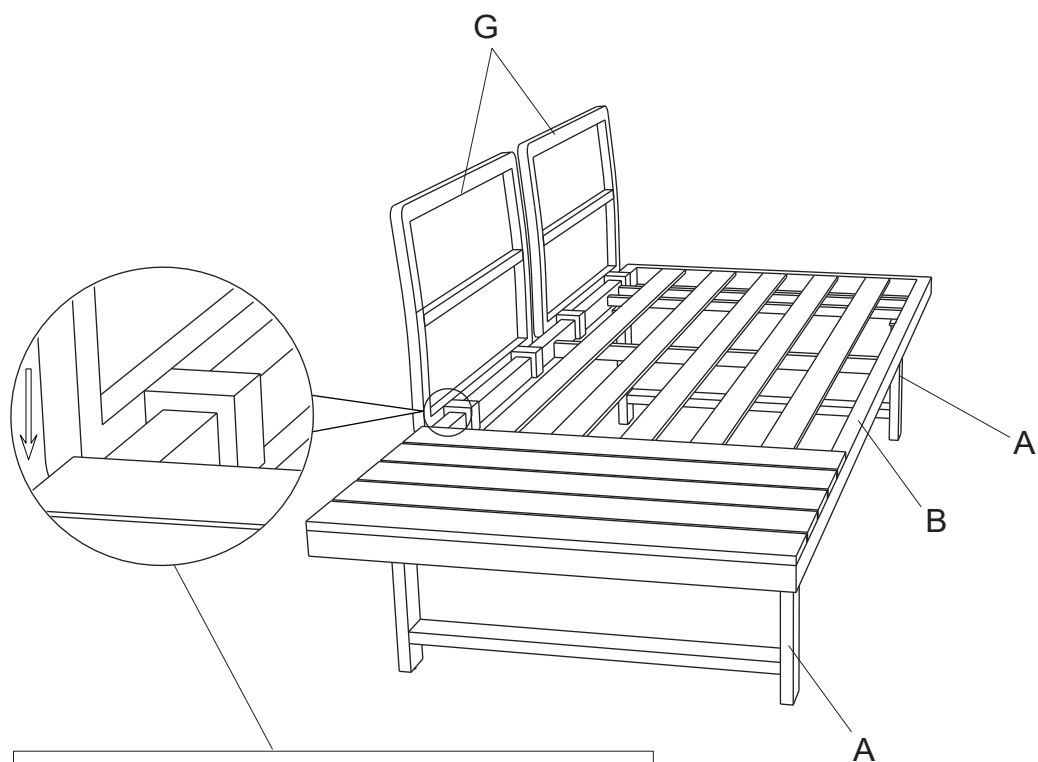
Don't tighten up the screw before you start next mounting during the installation.



# 1

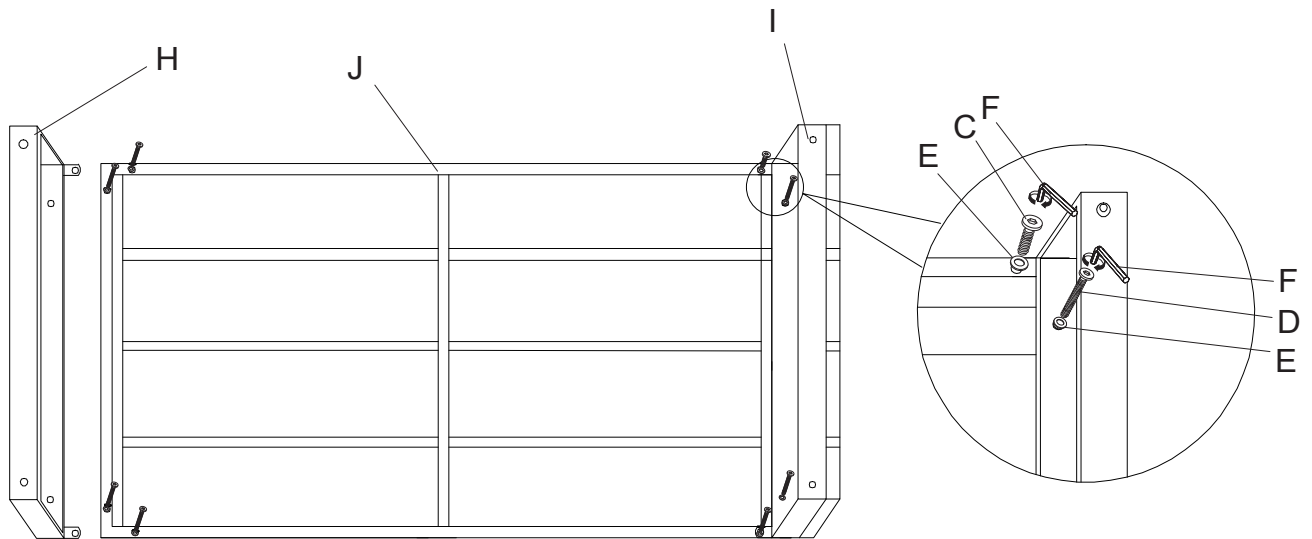


# 2


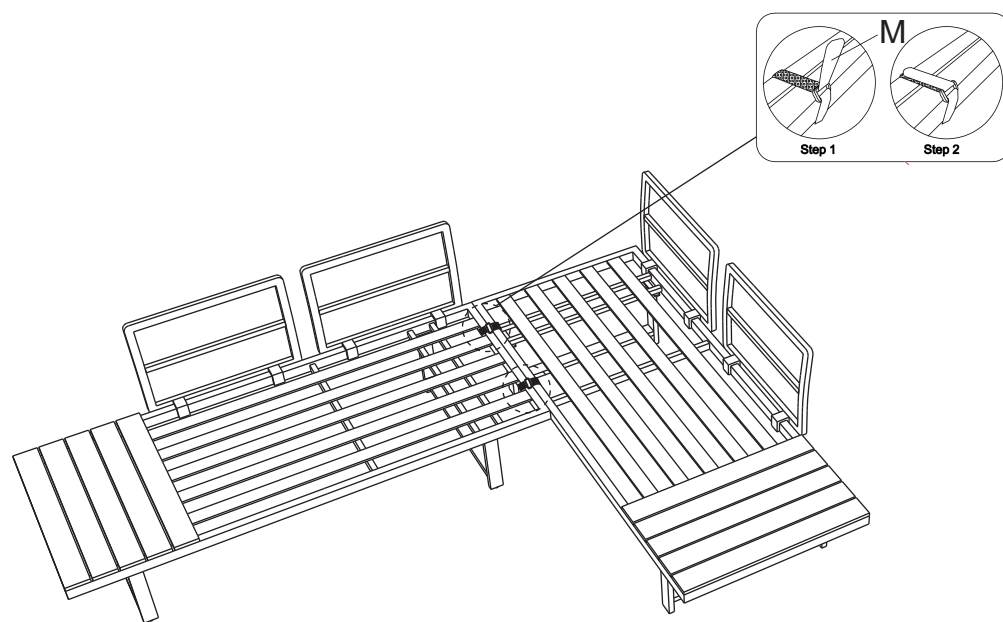


As the backrest is removable and can be placed in different positions, some small scratches might occur after frequently using.

# 3



# 4



## CARE AND CLEANING:

1. TO CLEAN,WIPE WITH DAMP CLOTH.DO NOT USE BLEACH,ACID SOLVENTS OR ABRASIVE CLEANERS OR FRAME PARTS.
2. DURING VARYING WEATHER CONDITIONS AND WINTER PERIOD,WE STRONGLY RECOMMEND THAT IT CAN BE STORED IN A DRY AREA WITH A SUITABLE COVER BEFORE STORAGE,PLS INSURE IT IS CLEAN AND DRY.
3. IN THE EVENT OF BARE METAL SHOWING DUE TO SCRATCH,IT IS PREFERRED TO TREAT WITH A RUST REPELLING VARNISH OR SIMILAR.
4. PERIODICALLY CHECK AND ENSURE THAT ALL THE SCREWS ARE COMPLETELY TIGHTEN.
5. A MATCHING FURNITURE COVER IS STRONGLY RECOMMENDED TO EXTEND THE USAGE LIFE-SPAN.